

Lattices-Decorative louvres



Lattices-Decorative louvres

Louvre types:

- Lattices
- Decorative lattices
- Mini-lattices
- Tubular louvres
- Decorative louvres
- Façade covering louvres:
 - Punched
 - Square ondulated

Louvre types:	Maximum recommended length	Visibility coefficient
Lattices	2,0 m.	71% to 55°
Decorative lattices	1,5 m.	56% to 50°
Mini-lattices	1,3 m.	55% to 45°
Tubular louvres	2,0 m.	76% to 90°
Decorative louvres	6,5 m.	86% to 90°

* Depending on project specifications, it is possible to reach a longer louvre length (please consult)

Categories achieved at test centre

Wind loading resistance

Lattice (test reference 2,0 metres)
(UNE 13659:2004): Class 6 (max.)



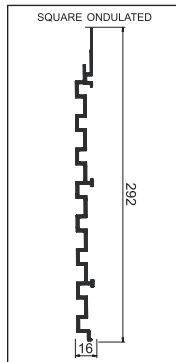
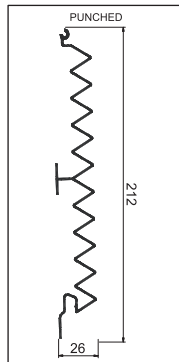
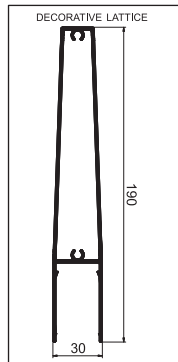
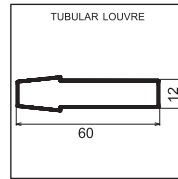
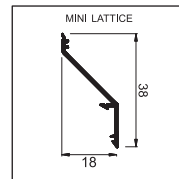
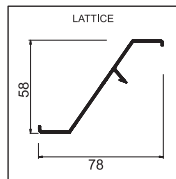
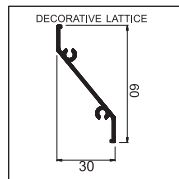
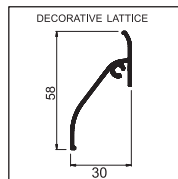
Mini-lattice (Test reference 1,3 metres)
(UNE 13659:2004): Class 5

Tubular louvres (Test reference 1,3 metres)
(UNE 13659:2004): Class 6 (max.)

Tests carried out according to UNE 1932:2001 norms

Finishes

- Colour powder coating (RAL, mottled and rough)
- Wood effect powder coating
- Anti-bacterial powder coating
- Anodized



Extruded aluminium louvres designed for external and internal building finishing and looking for light and visibility control but always at the same time allowing for ventilation from one side to the other in the installation.

Ideal for courtyards, wall finishing, habitually used spaces etc.