

## TPV 52 Façade

A new generation of façade consisting of a base system with an ample range of mullions and transoms that provides answers to the different style and construction needs for architectural projects.

Its base profile range of 16 mm to 250 mm in mullions and 22.5 mm to 255.5 mm in transoms, and equally with the complementary accessories, are common to the new CORTIZO façades. The extensive profile range and their mechanical unions allows for all types of façades to be built (vertically, inclining, 90° corners, corners and polygonals) as well as resolving large and heavy modulations.

This **TPV 52 façade** is a mixed system that evolved from the combination of the TP 52 and the SG 52 systems. It maintains the pairing of the pressure cover on the horizontal gaskets highlighting the line in this direction whilst the glazing fixing is achieved by way of clips and the U profile on its vertical edge.

Great thermal breaking, together with an ample glazing capacity of up to 44 mm with glass compositions of large thicknesses and energy efficiency, gives to this new range of façades many excellent thermal and acoustic features.



# TPV 52 Façade

## Transmittance

Ucw from 0.6 (W/m²K)

Please consult dimensions and glass

## Glazing

Maximum glazing: 44 mm.

Mínimum glazing: 6 mm.

## Finishes

Colour powder coating (RAL, mottled and rough)

Wood effect powder coating

Anti-bacterial powder coating

Anodized

## Categories achieved at test centre

Air permeability  
(EN 12152:2000): Class AE

Water tightness  
(EN 12154:2000): Class RE<sub>1500</sub>

Wind resistance  
(EN 13116:2001): APT  
(design loading 2000 Pa–security loading 3000 Pa)  
Test reference 3,00 x 3,50 m.

Certification CWCT British Standard



## Internal seen section

## Profile thickness

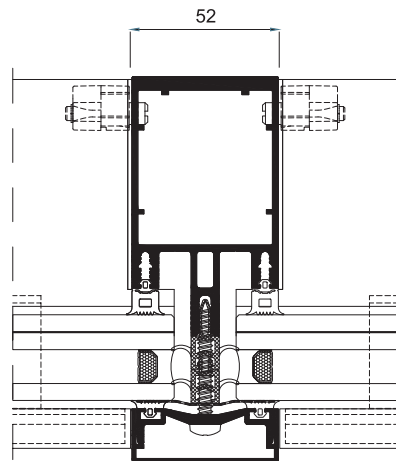
Mullion 52 mm.

2,1 & 3,0 mm.

Transom 52 mm.

2,1 mm.

6, 12 & 30 mm stackable and thermally broken profiles

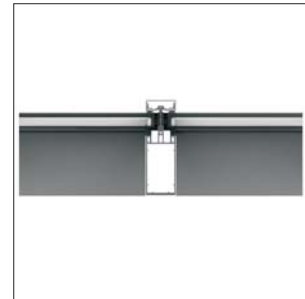


## Covers

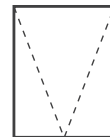
H shape cover, 34 mm deep.

Rectangular cover: 14, 19 100 & 145 mm deep

Pyramid shape cover, 155 mm deep



## Opening possibilities



Hidden projecting

## Maximum / Low dimensions

### Projecting opening

Max. Width (L) = 2.500 mm. Min. Width (L) = 550 mm.  
Max. Height(H) = 2.500 mm. Min. Height (H) = 650 mm.

## Maximum weight

Projecting opening 180 Kg.